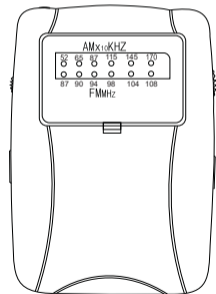


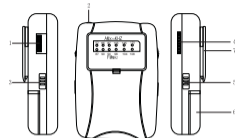


AM/FM POCKET RADIO TR624 User Manual



INSTRUCTIONS AND CONTROLS

1. Volume Control
2. Phone Socket
3. Power Switch
4. Tuning Knob
5. Band Selector
6. Battery Door
7. Belt Clip



POWER SOURCE

This AM/FM Radio operate on 2XAAA size batteries (not included)

BATTERY INSTALL ATION

1. Remove the Battery Door (#6).
 2. Following the polarity diagram as shown in the battery compartment, insert 2xAAA size (UM-4) batteries. Replace Battery Door.
- IMPORTANT:** Be sure that the batteries are installed correctly. Wrong polarity may damage the unit.
3. For Better performance and longer operating time, we recommend the use of alkaline-type batteries.
 4. Do not mix old and new batteries.
 5. Do not mix alkaline, standard (carbon-zinc) or rechargeable (nickel-cadmium) batteries.
 6. If the unit is not to be used for an extended period of time, remove the batteries. Old or leaking batteries can damage the unit and may void the warranty.

RADIO RECEPTION

1. Connect the earphones to the Phone Socket (#2)
2. Slide the Power Switch (#3) to the "On" position
3. Set the Band Selector (#5) to "AM" or "FM" for the desired radio band.
4. Tuning the Tuning knob to select the desired radio station
5. Adjust the volume control (#1) to obtain the desired sound level
6. To turn the radio "OFF", slide the Power Switch (#3) to the "OFF" position.

TIPS FOR GOOD RADIO RECEPTION

1. The earphones cord functions as the FM antenna. Keep it extended.
2. When tuning in AM reception, be sure to place the unit in a vertical position. To insure best AM sensitivity. Try to repositioning the unit the best reception is obtained.

READ THIS IMPORTANT INFORMATION BEFORE USING YOUR EARPHONES

1. Avoid extended play at very high volume as it may impair your hearing.
2. If you experience ringing in your ears, reduce the volume or shut off your unit.
3. Do not use while driving a motorized vehicle. This is dangerous and also illegal in some states.
4. Keep the volume at a reasonable level even if your

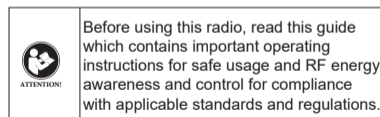
headsets is an open-air type designed to allow you to hear outside sounds. Please note excessive high volume may still block outside sounds.

SPECIFICATION

Modulation	FM / AM
Frequency Range	FM:87-108MHz ; AM:520-1710MHz
Output Power	10mw
Receptivity	FM: ≤18DB ; AM: ≤70DB
Power Source	DC 3V(2X1.5V-AAA)
Size	90*65*25mm
Net Weight	58g

* SPECIFICATION IS SUBJECT TO CHANGE WITHOUT PRIOR NOTICE*

RF ENERGY EXPOSURE AND PRODUCT SAFETY GUIDE



Before using this radio, read this guide which contains important operating instructions for safe usage and RF energy awareness and control for compliance with applicable standards and regulations.

Local Government Regulations

When radios are used as a consequence of employment, the Local Government Regulations requires users to be fully aware of and able to

control their exposure to meet occupational requirements. Exposure awareness can be facilitated by the use of a product label directing users to specific user awareness information. Your Reteless radio has a RF Exposure Product Label. Also, your Reteless user manual, or separate safety booklet includes information and operating instructions required to control your RF exposure and to satisfy compliance requirements.

Unauthorized modification and adjustment

Changes or modifications not expressly approved by the party responsible for compliance may void the user's authority granted by the local government radio management departments to operate this radio and should not be made. To comply with the corresponding requirements, transmitter adjustments should be made

only by or under the supervision of a person certified as technically qualified to perform transmitter maintenance and repairs in the private land mobile and fixed services as certified by an organization representative of the user of those services. Replacement of any transmitter component (crystal, semiconductor, etc.) not authorized by the local government radio management departments equipment authorization for this radio could violate the rules.



Henan Eshow Electronic Commerce Co., Ltd
Add: 7/F, Sanjiang Building, No.170 Nanyang Road, Huiji District, Zhengzhou, Henan, China
Facebook: facebook.com/Reteless.ru
E-mail: support@reteless.com.ru
Web: reteless.com.ru



FCC Requirements:

- This device complies with part 15 of the FCC Rules. Operation is subject to the following two conditions:
(1) This device may not cause harmful interference, and
(2) this device must accept any interference received, including interference that may cause undesired operation.
- This equipment has been tested and found to comply with the limits for a Class B digital device, pursuant to Part 15 of the FCC Rules. These limits are designed to provide reasonable protection against harmful interference in a residential installation. This equipment generates uses and can radiate radio frequency energy and, if not installed and used in accordance with the instructions, may cause harmful interference to radio communications. However, there is no guarantee that interference will not occur in a particular installation. If this equipment does cause harmful interference to radio or television reception, which can be determined by turning the equipment off and on, the user is encouraged to try to correct the interference by one or more of the following measures:
 - Reorient or relocate the receiving antenna.
 - Increase the separation between the equipment and receiver.

- Connect the equipment into an outlet on a circuit different from that to which the receiver is connected.
- Consult the dealer or an experienced radio/TV technician for help.

CE Requirements:

•(Simple EU declaration of conformity) Henan Eshow Electronic Commerce Co.,Ltd declares that the radio equipment type is in compliance with the essential requirements and other relevant provisions of RED Directive 2014/53/EU and the ROHS Directive 2011/65/EU and the WEEE Directive 2012/19/EU; the full text of the EU declaration of conformity is available at the following internet address: www.retekess.com.

•Disposal

The crossed-out wheeled-bin symbol on your product, literature, or packaging reminds you that in the European Union, all electrical and electronic products, batteries, and accumulators (rechargeable batteries) must be taken to designated collection locations at the end of their working life. Do not dispose of these products as unsorted municipal waste. Dispose of them according to the laws in your area.

IC Requirements:

Licence-exempt radio apparatus
This device contains licence-exempt

transmitter(s)/receiver(s) that comply with Innovation, Science and Economic Development Canada's licence-exempt RSS(s). Operation is subject to the following two conditions:

- (1) This device may not cause interference.
- (2) This device must accept any interference, including interference that may cause undesired operation of the device.

Le présent appareil est conforme aux CNR d'Industrie Canada applicables aux appareils radio exempts de licence. L'exploitation est autorisée aux deux conditions suivantes :

- (1) l'appareil ne doit pas produire de brouillage;
- (2) l'utilisateur de l'appareil doit accepter tout brouillage radioélectrique subi, même si le brouillage est susceptible d'en compromettre le fonctionnement.

RF Warning Statements

The device has been evaluated to meet general RF exposure requirement. The device can be used in portable exposure condition without restriction.

RF Exposure Information

•DO NOT operate the radio without a proper antenna attached, as this may damage the radio and may also cause you to exceed RF exposure limits. A proper antenna is the antenna supplied with this radio by the manufacturer or an antenna specifically authorized by the manufacturer for use with this radio, and the antenna gain shall not exceed the specified gain by t

he manufacturer declared.

- To avoid interference, turn off the radio in areas where signs are posted to do so.
- DO NOT operate the transmitter in areas that are sensitive to electromagnetic radiation such as hospitals, aircraft, and blasting sites.

Avoid Choking Hazard



Small Parts. Not for children under 3 years.

Protect your hearing:



- Use the lowest volume necessary to do your job.
 - Turn up the volume only if you are in noisy surroundings.
 - Turn down the volume before adding headset or earpiece.
 - Limit the amount of time you use headsets or earpieces at high volume.
 - When using the radio without a headset or earpiece, do not place the radio's speaker directly against your ear
 - Use careful with the earphone maybe possible excessive sound pressure from earphones and headphones can cause hearing loss
- Note: Exposure to loud noises from any source

for extended periods of time may temporarily or permanently affect your hearing. The louder the radio's volume, the less time is required before your hearing could be affected. Hearing damage from loud noise is sometimes undetectable at first and can have a cumulative effect.

Approved Accessories



- This radio meets the RF exposure guidelines when used with the Reteless accessories supplied or designated for the product. Use of other accessories may not ensure compliance with the RF exposure guidelines and may violate regulations.
- For a list of Reteless-approved accessories for your radio model, visit the following website: <http://www.Reteless.com>

EU Importer:

Name: Germany Retevis Technology GmbH
Address: Uetzenacker 29,38176 wendeburg

Guarantee

Model Number: _____
Serial Number: _____
Purchasing Date: _____
Dealer: _____ Telephone: _____
User's Name: _____ Telephone: _____
Country: _____ Address: _____
Post Code: _____ Email: _____

Remarks:

- 1.This guarantee card should be kept by the user, no replacement if lost.
 - 2.Most new products carry a two-year manufacturer's warranty from the date of purchase.
 - 3.The user can get warranty and after-sales service as below:
 - Contact the seller where you buy.
 - Products Repaired by Our Local Repair Center
 - 4.For warranty service, you will need to provide a receipt proof of purchase from the actual seller for verification
- Exclusions from Warranty Coverage:
- 1.To any product damaged by accident.
 - 2.In the event of misuse or abuse of the product or as a result of unauthorized alterations or repairs.
 - 3.If the serial number has been altered, defaced, or removed.

说明书要求

尺寸：360*80mm

印刷：黑白印刷

装订：折页

纸张材质：双胶纸

Sh

本页无需印刷